



2009-2010 GMT Quarterly Report for District (or Undistricted) **District A 1**

GMT: **TERRY GRAHAM**

Location: **ONTARIO**

GMT CA: **2**

CLUBS

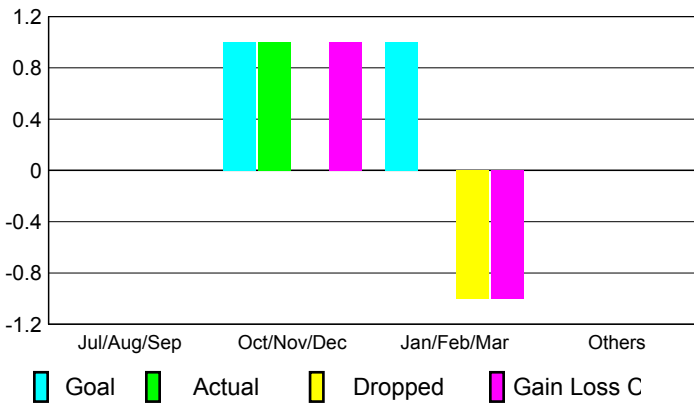
Club Results 2009-2010

Clubs 2008-2009

Month	New Club Goal	Actual New Clubs	Actual Dropped Clubs	Gain/Loss of Clubs	Gain/Loss of Clubs
Jul/Aug/Sep	0	0	0	0	0
Oct/Nov/Dec	1	1	0	1	0
Jan/Feb/Mar	1	0	-1	-1	0
Apr/May/June	0	0	0	0	0
Totals	2	1	-1	0	0

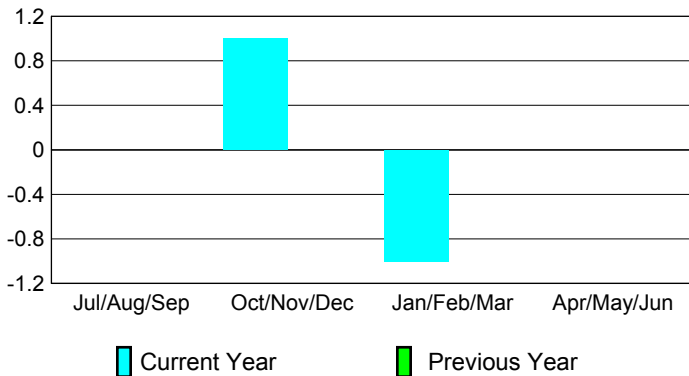
Club Results 2009-2010

Goal, New, Dropped, Gain/Loss



Comparison of Club Gain/Loss

Current Year Compared to the Previous Year



YTD Status Quo Clubs 2009-2010

Status Quo Clubs Compared to Status Quo Members



MEMBERSHIP

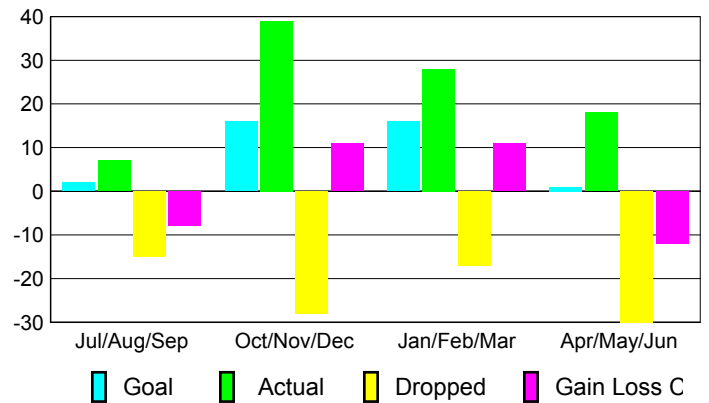
Membership Results 2009-2010

Membership 2008-2009

Month	Net Memb Goal	Actual New Memb	Actual Dropped Memb	Gain/Loss of Memb	Gain/Loss of Memb
Jul/Aug/Sep	2	7	-15	-8	-16
Oct/Nov/Dec	16	39	-28	11	5
Jan/Feb/Mar	16	28	-17	11	13
Apr/May/June	1	18	-30	-12	-4
Totals	35	92	-90	2	-2

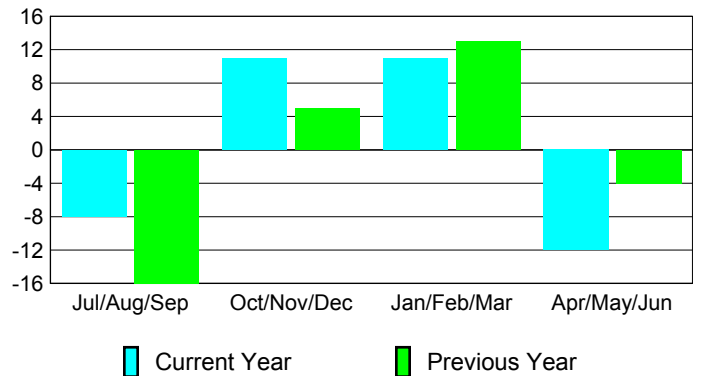
Membership Results 2009-2010

Goal, New, Dropped, Gain/Loss

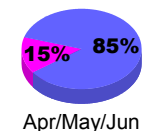
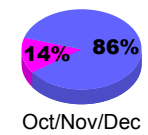
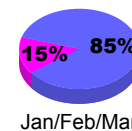
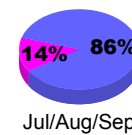


Comparison of Membership Gain/Loss

Current Year Compared to the Previous Year



Gender Comparison 2009-2010



Male

Female